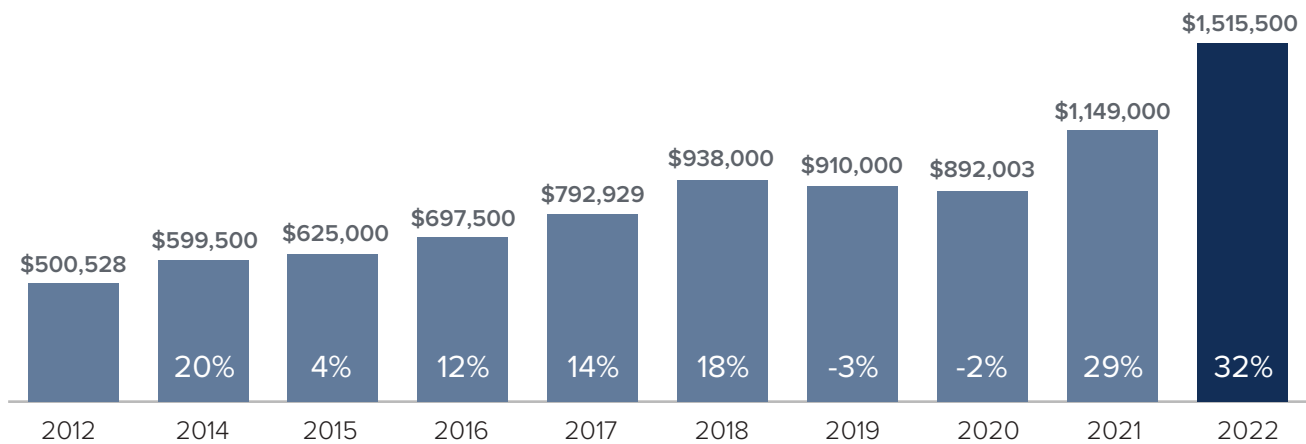


# Market Update

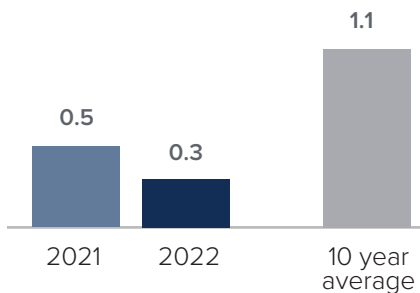
EASTSIDE

## Median Closed Sales Price > JANUARY

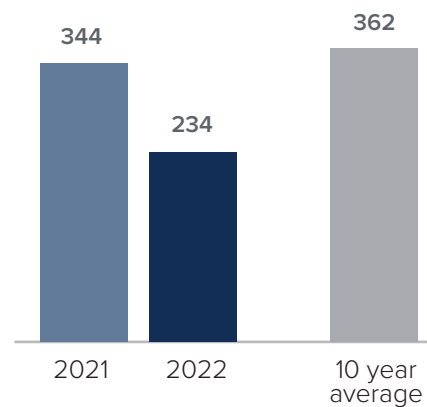


## Months Supply of Inventory > JANUARY

*less than 3 months = seller's market*  
*3-6 months = balanced market*  
*more than 6 months = buyer's market*



## Closed Sales > JANUARY



**Months Supply of Inventory:** active inventory at the end of the month divided by pending.  
Pending sales are mutual purchase agreements that haven't closed yet.

Graphs were created by Windermere Real Estate using NWMLS data, but information was not verified or published by NWMLS.  
Data reflects all new and resale single family home sales, which include town-homes and exclude condos.

